









Danes boš ponavljal(a) in preveril(a) svoje znanje enote 6.









1. Najprej si preglej nalogi v delovnem zvezku.

## A little bit more

**1. Write full sentences under each photo.**  
Pod vsako fotografijo napiši cele povedi.

 Play volleyball	 Play football	 Play badminton	 Play handball
They are playing volleyball.	They are playing football.	She is playing badminton.	They are playing handball.
 Play water polo	 Play ice hockey	 Play basketball	 Play tennis
They are playing water polo.	They are playing ice hockey.	They are playing basketball.	She is playing tennis.

**2. Children are showing their photos to each other. Look at them. Write dialogues.**  
Otroci drug drugemu kažejo svoje fotografije. Oglej si jih. Napiši dialoge.

 Skiing?	 Handball?	 Water polo?	 Tennis?
- Are you skiing here? - No, I'm not. I'm snowboarding.	- Are you playing handball here? - No, I'm not. I'm playing football.	- Are you playing water polo here? - No, I'm not. I'm swimming.	- Are you playing tennis here? - No, I'm not. I'm playing badminton.
 In-line skating?	 Skating?	 Volleyball?	 Basketball?
- Are you in-line skating here? - No, I'm not. I'm ice skating.	- Are you skating here? - No, I'm not. I'm climbing.	- Are you playing volleyball here? - No, I'm not. I'm dancing.	- Are you playing basketball here? - No, I'm not. I'm playing volleyball.

2. Odpri **delovni zvezek na straneh 74 in 75. Z nalogami 1 – 4 boš preveril(a) svoje znanje.**

**Pomoč:**

V nalogi **1** sledi primeru.

Pazi, da boš pred opremo, ki je **v ednini**, uporabil(a) besedico **a** (**a** volleyball).

V nalogi **2** moraš napisati poved, v kateri poveš, kaj ima igralka hokeja (the hockey player) oblečeno, in poved, v kateri poveš, kaj počne (napisano je pod sličico).

Pazi na pravičen zapis besed, tako oblačil kot tudi barv.

V nalogi **3** napiši povedi, kot v mojem primeru za sličico A:

She is indoor climbing.

Za nalogo **4** pa odpri **e-delovni zvezek na strani 77** in poslušaj posnetek (klikni na zvočnik na desni strani naloge) ter pobarvaj omenjeno. Poslušaj vsaj dvakrat. Pazi, da ne boš barval(a) nečesa, kar na posnetku ni omenjeno.

3. Sedaj naredi še **nalogi 6 in 7 v delovnem zvezku, stran. 66.**

Če imaš kakšne težave, mi piši na naslov [sonja.skerget@guest.arnes.si](mailto:sonja.skerget@guest.arnes.si).

Učiteljica Sonja